

Handwriting practise

Try each letter shape.


Remember being careful is more important than speed!

Try and improve on each attempt.

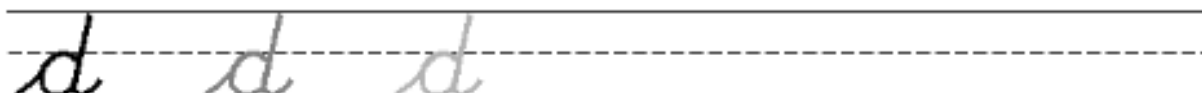
Rockin' Round Letters: a d g q c

Note: Rockin' Round letters are based on the pattern used to form the letter a.

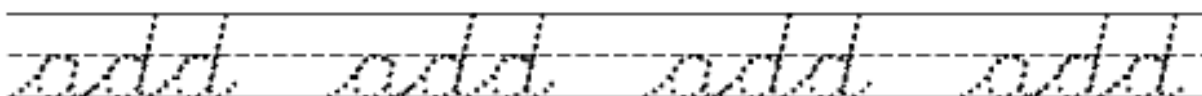
Trace the steps to making the Rockin' Round letter d on the following line.
Notice that steps 1 and 2 are the same as they were for the letter a.



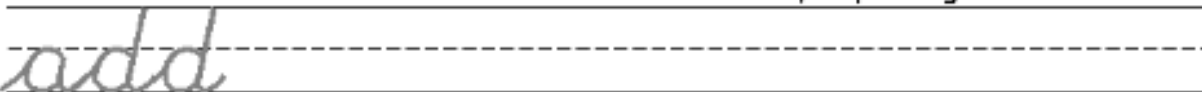
Trace the Rockin' Round letter d's. Finish the line with Rockin' Round letter d's.



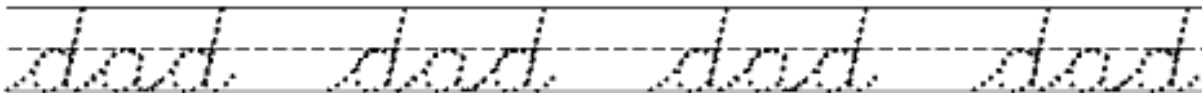
Make a word! Trace the Rockin' Round letters a and d to make a word.



Trace the Rockin' Round letter word. Finish the line by repeating the word.



Make a word! Trace the Rockin' Round letters a and d to make a word.



Trace the Rockin' Round letter word. Finish the line by repeating the word.

